



ACR+

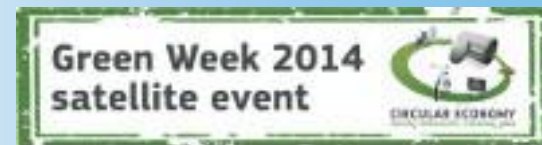
www.acrplus.org

ASSOCIATION
OF CITIES
AND REGIONS
FOR RECYCLING
AND SUSTAINABLE
RESOURCE
MANAGEMENT

“Towards a Circular Economy”: what it means for CONAI



Walter Facciotto, General Manager
Rome, 23rd May, 2014






www.acrplus.org


About the packaging the *Towards Circular Economy** document underlines that

Recovery for *reuse* (...) will deliver (...) greater materials saving and profit (...), especially if collection rate are high.



Thanks to **CONAI** and the **6 Packaging Materials Consortia** the packaging *reused* in Italy are about **3 Mtons (2012)**

Recovery for decomposition is another option. End of life materials can be cycled back through (...) *recycling*.



Thanks to **CONAI** and the **6 Packaging Materials Consortia** the packaging used *recycled are more than 8,6 Mtons (2012)*



www.acrplus.org

In particular *Recycling* is defined as

the solution (...) significant materials savings are *immediately available* by collecting and recycling used packaging*

The benefits of a more *innovative economy* includes higher rates of technological development, improved materials, labour, an energy efficiency and more profit opportunities for companies

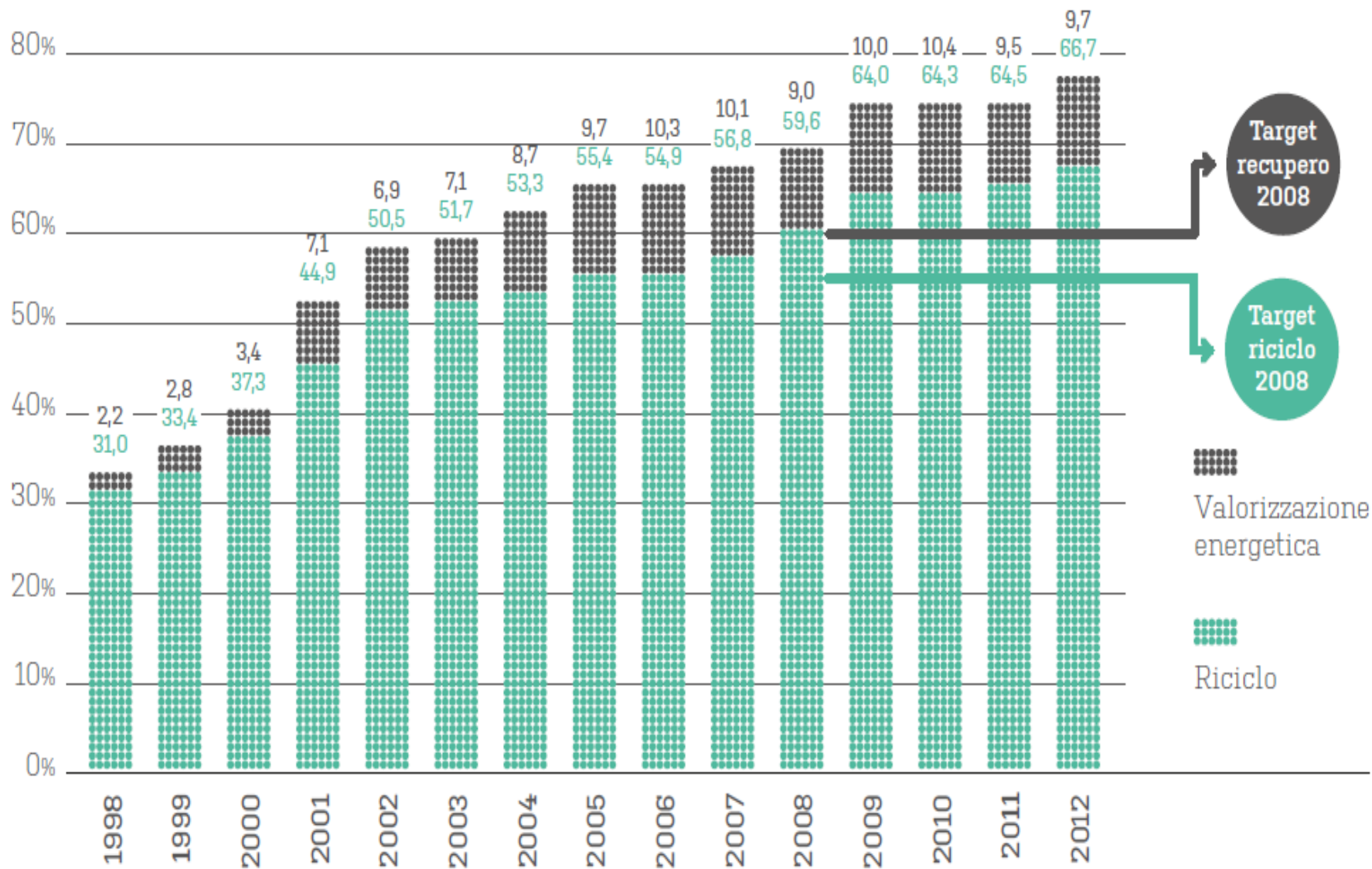
Thanks to **CONAI** and the **6 Packaging Materials Consortia** the *raw materials from domestic waste are 7,5 Mt (2012)*. In Italy the recycle of packaging is increased from 31% in 1998 to **67% in 2012**

Some of CONAI tools for *Eco - Innovation*

- **Dossier Prevenzione** (best practice of Prevention)
- **Eco Tool Conai**
- **E Pack – eco- efficiency of packaging**
- **Guide Lines on packaging labelling**
- **Monitoring unit about «Reuse»**
- **Research on Eco - Innovation**



Rifiuti di imballaggio riciclati e valorizzati



Andamento della quota sull'impresso al consumo di recupero, riciclo e valorizzazione energetica dei rifiuti di imballaggio 1998-2012 in relazione ai target 2008 di recupero e riciclo. Dati in % dell'impresso al consumo. Fonte: Conai-Consorti di filiera.

Misuriamo la competitività del sistema? Investi 1€ e trai benefici per 3€



Costi e benefici del sistema consortile: il bilancio

Il bilancio della raccolta-riciclo del sistema consortile tra il 1999 e il 2011 in Italia. Dati in milioni di euro. Fonte: Althesys

